

1. Stundenplan und Schwerpunkte

2. Stundenverteilung

- 10 Std (+1) Lernbüro für 3 Klassen
- Lernintensiv 1 mal pro Woche pro Jg.
- offenes Lernbüro nur an 2 Tagen;
- 1 mal im Jahr ein engl. Projekt
- 7. Klässler tragen einen Teil ihrer Projektpräsentationen in En vor

3. Projektthemen über 3-4 Wochen mit Abschlusspräsentation

- **year 5:**
English all day long (Stationen lernen: what´s the time/ breakfast/ shopping/ in a boutique)
Abschlusspräsentation mit kleinen Dialogen
- **year 5/6** „My favourite song“
(Texte erklären, präsentieren, what do you like about it?)
- **year 5/6/7**
Fairy tales: tales of the Grimms´ brothers: 5 Märchen
Aus einer Geschichte wird ein Puppenspiel, Rollenspiel, Comic auf Overhead, Schattenspiel, Film ...

4. Lernbüro: Arbeit mit dem Lehrwerk Notting Hill Gate

Lernintensiv:

- Arbeit am Textbook mit Texten hören, lesen, verstehen, sprechen, Grammatik erklären, Vokabelarbeit
- als Vorbereitung zum „Me- Text“ (My pet/ My future...Animal quiz card/ My sports)
- Tests oder alternativ Präsentation
-

Lernbüro:

- gemeinsamer Anfang oder Abschluss mit Spiel/Gespräch/kleinen Präsentationen
- Arbeiten am Aufgabenplan zu den Units 1-4
- Abgabe der Ergebnisse zum festgelegten Zeitpunkt
- (2 Vok-Tests; 1 Abschlusstest
- Differenzierung mit can- und must Aufgaben

STUNDENPLAN GSM BROKSTRASSE JÜL JG 5-7
OBERHAUS/FARBGRUPPEN ROT/BLAU/GRÜN

Stunde Mo & Fr	Montag	Dienstag	Mittwoch	Donnerstag	Freitag	Stunde Di, Mi & Do
8.00 - 8.30	Start	Start	Klassenrat		Start	8.00 - 8.45
8.30 - 9.30	Projekt	Projekt	Werkstatt	Lernbüro En Jg 7	off. Lernbüro En/De/Ma	9.00 - 9.45
10.00 - 10.45	Lernbüro En Jg 5 off.LB De/Ma			off.LB De/Ma	Werkstatt	9.45 - 10.30
10.45 - 11.30		Lernbüro off. En/En/Ma	Lernbüro En Jg 6 off.LB De/Ma	Werkstatt		11.00 - 11.45
12.00 - 12.45	Werkstatt				Projekt	11.45 - 12.30
12.45 - 13.30		Mittagessen	Mittagessen	Mittagessen		12.30 - 13.30 unsere Essenszeit von 12.50 - 13.15 Uhr
		Werkstatt	Projekt	Werkstatt		13.30 - 14.15
						14.15 - 15.00
		offenes Angebot	offenes Angebot	offenes Angebot		15.00 - 16.00

Theme 2: Be a sport

Aufgabenplan



In diesem Kapitel gibt es noch überwiegend dieselben Übungen für G-Level und für E-Level; in der sorgfältigen und vollständigen Erledigung der Aufgaben werden Unterschiede erkennbar sein.

; In diesem Kapitel lernst Du:

- zu sagen, ob dir etwas leicht oder schwer fällt
- über verschiedene Sportarten zu berichten
- übst du mit Hilfe von Notizen über etwas zu sprechen
- gesundheitliche Probleme zu beschreiben

Hello, my name is..... class 7.....



Textbook Theme 2 A Are you fit?

	No	g-level	e-level	people	Title	skill	done
A	1 b	X	x	In class /partner	Are you fit?	speak	
	1 a	X		partner		write	
	2 a	x	x	Partner/ in class	Erst schreiben, dann trainieren u. kontrollieren	write, act	
	b						
	3 a	X	x	In class partner	My sport	listen	
	b	x	x			read	
	7 a	X	x			Partner	
	b	x	x	write			
7	X	x	Partner	Write about your sports	write		

c				hero		
		x	alone	Land und Leute; beantworte die Frage unten / mind. 5 Sätze	read write	
Vocabulary theme 2 A : fill in and learn them						
Presentation: „My favourite sports“/ „A great sports day in my life“ Stelle ein Poster her mit kleinen Texten, Sachwörtern zur Sportart u. Bildern, mit Requisiten u. typischen Bewegungen. G-level: Du darfst deinen Text ablesen. E-level: Trage vor; du darfst auf´s Plakat oder Karteikärtchen schauen;						

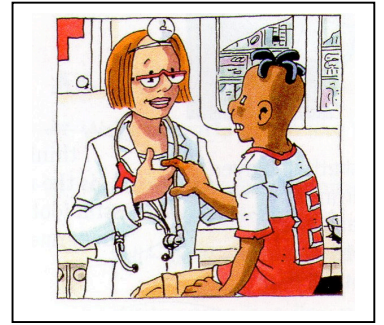
Workbook Theme 2 A



No	g-level	e-level	People	Title	Skill	
1	x	x	partner/ class	How to keep fit	Speak/ write	
2a	X	x	single	Gillian´s exercise	Write	
2b	X	x	in class		Listen/ act out	
2c	X	x		Tell your partner what to do		
3a	X	x	in class	Jennifer´s favourite sport	listen	
3b		x	partner	..find out more...	write	
5a	x	x	in class	Do you like it or hate it?	speak/ write	
5b	x	x	single	When doing sports, what do..	write	
6a	x	x	single	Fast, faster, fastest	write	
7a		x	single	Sound check	listen/ write	
7b		x				
8		x	single	Hidden words	write	
11a		x	single	Crazy about basketball	read	
11b					write	
11c						
Copy the words of Sport in wordbank Textbook p.137 into your diary/exercise book; decorate the page						

Textbook Theme 2 B

...at the doctor`s



B	No	g-level	e-level	People	Title	Skill	done
	1a	x	x	partner	Phoning the doctor	write	
	1b	x	x	in class			
	1c		x	partner		speak	
	2b	x	x	in class		listen/ read/write	
	2c	x	x				
	3a	x	x	partner	What`s the problem?	listen/ write	
	3b						
	4	x	x	partner	Too bad	write	
	5	x	x	class	The story of Christy Brown	listen	
6a	x	x	partner	Christy`s life /wähle Stern/Sonnenaufgabe	write		
Vocabulary theme 2 B : fill in and learn them							

Workbook Theme 2 B




B	No	g-level	e-level	People	Title	Skill	done
	1a	x	x	single	Seeing the doctor	write	
	1b	x	x				
	2	x	x	single	Say it in English; verbinde die Sätze mit Lineal; finde die richtigen Nummern	write	
	4	x	x	in class/with partner	Role play : g-level- Sternchen; e-level: Sonne		
	6	x	x	in class/partner	In the waiting room; G-level:Sternchen E-level: Sonne	listen/write	
	7		x	single	Life can be dangerous	write	
	8	x	x	partner	Your left foot	write	
	10		x	single	Easy or difficult	write	

Im Test 2 wird Folgendes enthalten sein:

- Hörverstehen
- Leseverstehen
- Steigerung von Adjektiven: fit- fitter- the fittest; careful- more careful- most careful. She is stronger than her friend.
- Vokabeln zu Sport
- Sportarten mit: -play badminton; -do aerobic; -go swimming
- Dialog „ At the doctor

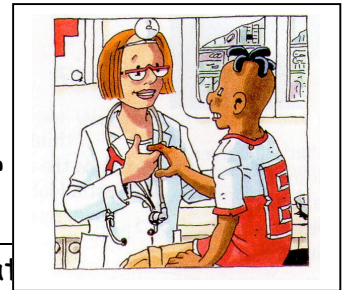
Vocabulary Theme 2 A Be a sport

No	English	German	Englisch/ oder dein Beispielsatz:
1	Be a sport!	Sei kein Spielverderber!	Beispiel: I think David is a sport.
2	to lead, the leader	führen, Führungsperson	
3	healthy, not healthy	gesund, ungesund	
4	to do sport	Sport treiben	
5	to hang out with sb	Zeit mit jem. verbringen	
6	regularly	regelmäßig	
7	every now and then	ab und zu	
8	once, twice, threetimes ..	einmal, zweimal, dreimal...	
9	to guess	raten	
10	to be out of breath	außer Atem sein	
11	not at all	überhaupt nicht	
12	step on- step off	auf- runtersteigen	
13	Do 10 press-ups!	Mache 10 Liegestütz	
14	to hop	hüpfen	
15	stair	Treppenstufe	
16	a little	ein wenig	




17	to report	berichten	
18	to defend oneself	sich verteidigen	
19	to be good at sth	gut in etwas sein, zB. in Sport	
20	triathlon	Triathlon	
21	much, less	viel, weniger	
22	to break down	kaputtgehen, stehenbleiben	
23	even good at...	sogar gut in...	
24	helmet	Helm	
25	to practise	üben	
26	breaststroke	Brust schwimmen	
27	front crawl back crawl	Kraulen Rücken...	
28	It is fun	Es macht Spaß.	
29	bad, worse, worst	schlecht, schlechter, am schlechtesten	
30	to get out off	herauskommen	
31	through the air	durch die Luft	
32	step back step forward	Schritt zurück, Schritt vor	
33	to think of sth	sich etw. ausdenken	
34	lift your arm	... hochheben	
35	successful	erfolgreich	

Vocabulary Theme 2 B At the doctor



No	English	German	Englisch/ oder dein Beispielsat
1	surgery	Arztpraxis	
2	a sore throat	entzündeter Hals	
3	a bad cold	schwere Erkältung	
4	to hurt, hurt hurt	wehtun	
5	You´re welcome	Nichts zu danken, gern geschehen.	
6	to feel bad, felt, felt	sich schlecht fühlen	
7	to have a temperature	Fieber haben	
8	a call to call	ein Telefonanruf anrufen	
9	Something is wrong with her.	Etwas stimmt mit ihr nicht.	
10	at the doctor´s	beim Arzt	
11	waiting room	Wartezimmer	
12	broken arm	gebrochener Arm	
13	swollen foot	geschwollener Fuß	
14	bandage	Verband	
15	receptionist	Herr/Dame an der Anmeldung	
16	patient	Patient	
17	stomach ache	Bauchschmerzen	

18	too bad	zu schade, sehr schade	
19	He was born in...	...geboren in...	
20	bricklayer	Maurer	
21	disabled handicapped	behindert	
22	wheel	Rad	
23	to earn money	Geld verdienen	



Certificate

„Be a sport“

This is to certify that

has qualified in English NHG 3 Unit 2

You have learnt to talk about sports, about different kinds of sport, what you are good at, which sport is hard for you. You ´ve learnt to talk about a subject using just notes and to describe health problems.

Beobachtung zu Mitarbeit und Leistung:


Du hast überwiegend auf dem **G**- Niveau / auf dem **E**- Niveau gearbeitet.

	Das konntest du gut.	Das war teilweise sicher.	Das musst du noch üben.
Die Aufgaben im Textbook selbständig erledigen			
Die Aufgaben im Workbook selbständig erledigen.			
Die Vokabeln schreiben u. lernen (Vok.- Test).			
Die Grammatik:Verben mit - ing als Nomen			
Konzentriert mündlich in der Runde mitarbeiten.			
Einen kleinen Vortrag zum Thema „My sport“ halten.			

Lehrer: Eltern:.....

Certificate

This is to certify
 thathas qualified
 as follows:



name of your tale:	excellent	satisfactory	unsatisfactory
You have filled in the basic material in a tidy form (ordentl. Form)			
you have submitted a clean text of your story board (Drehbuch mit klaren Rollen abgegeben)			
The quality of your language was adequate (angemessen)			
your presentation was convincing (überzeugend)			
your progress at school was visible (Fortschritt in der Schule erkennbar)			
What I still wanted to tell you:			



The fisherman and his wife

by **Jacob and Wilhelm Grimm** (abridged zob)

Once upon a time there were a fisherman and his wife who lived together in a little shack by the sea. And every day the fisherman went out to the sea, and he fished, and he fished. Once he was sitting there and his hook went deep down into the water. Then suddenly he pulled it out, and- he caught a big flounder!

"Listen, fisherman," said the flounder, „ I beg you, let me live. I am not an ordinary fish, but I´m an enchanted prince. Don´t kill me! I would not taste good to you anyway. Put me back into the water, and let me swim free."

"Well," said the man, " I can certainly let a fish like you swim free. You are special, you can talk."

With that he put it back into the clear water, and the flounder disappeared to the bottom.

Then the fisherman went home to his wife in the filthy shack.

"Husband," said the woman, "didn't you catch anything today?"

"No," said the man. "I caught a flounder, but he told me that he was an enchanted prince, so I let him swim free again."

"Didn't you ask for anything?" said the woman.

"No," said the man. "What should I have asked for?"

"Oh," said the woman. "It is terrible living in this shack. It stinks and is filthy. You should have asked for a little cottage for us. Go back and call him. Tell him that we want to have a little cottage. He will surely give it to us."

"Oh," said the man. "Why should I go back there?"

"Look," said the woman, "you did catch him, and then you let him swim away. He will surely do this for us. Go right now."

The man did not want to go, but he didn´t want to oppose his wife, so he went back to the sea.

a filthy shack: eine dreckige Hütte

hook: Angelhaken

I beg you: ich bitte dich

an enchanted prince: ein verzauberter Prinz

taste: schmecken

disappear: verschwinden

surely: sicher

oppose a person: einer Person widersprechen

a filthy shack: eine dreckige Hütte
hook: Angelhaken
I beg you: ich bitte dich
an enchanted prince: ein verzauberter Prinz
taste: schmecken
disappear: verschwinden
surely: sicher
oppose a person: einer Person widersprechen

When he arrived there the water was no longer clear, but yellow and green. He stood there and said:
„Flounder, flounder, in the sea!
Come, I bid thee, come to me
My wife, whose name is Isabel,
Wants what I would never will“

The flounder swam up and said, "Well, what does she want then?"
"Oh," said the man, "My wife doesn't want to live in a filthy shack any longer. She would like to have a little cottage."
"Go home," said the flounder. "She has it already."
The man went home, and his wife was standing in the door of a nice little cottage, and she said to him,
"Come in. See, now, isn't this much better?"
The fisherman said: „ Yes, and lets be happy now.“
But the next day his wife wanted
a beautiful stone house,
and- the flounder gave it to them.

Then she wanted a palace,
then she wanted to be king of all the land
and then pope and in the end-
she wanted to be God himself.

But the fisherman was full of shame to ask this from the flounder.
He went down to the sea which was all black and green and wild.
And he called:
„Flounder, flounder, in the sea!
Come, I bid thee, come to me
My wife, whose name is Isabel,
Wants what I would never will“
The flounder came up
"Well, what does she want now?" said the flounder .
"Oh," said the man sadly, "my wife wants to be God himself
"Go home,“ said the flounder, „She is sitting in her filthy shack again."

And there they've been sitting since.